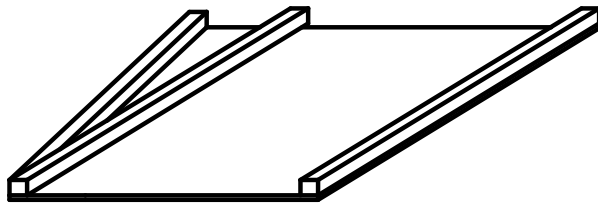

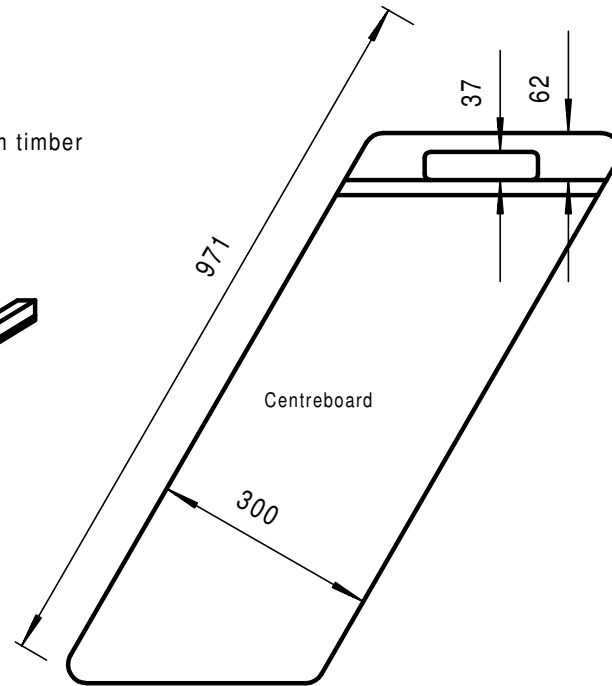


Centre case sides 6mm ply  
 Centreboard 3 layers 6mm ply or 18mm timber  
 All other timber 20mm square

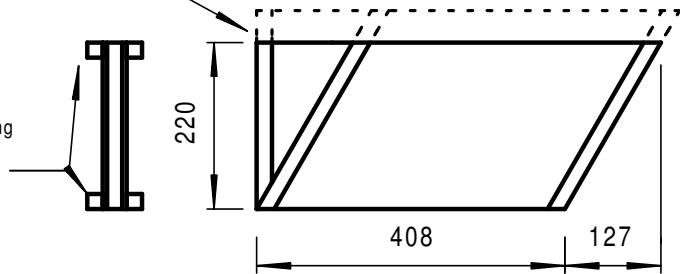


Centre case side  
 with spacers fitted




This edge butts up  
 to the front face  
 of frame #2

Fit top and bottom  
 cleats after trimming  
 to hull bottom and  
 seat line



Allow an extra 30mm  
 for trimming to seat  
 height.

Centre case - make up oversize  
 as per dotted lines, then trim to  
 line of hull bottom and then to  
 the underside of the seat line.



Michael Storer Design

## Nymph Centreboard